

289 kWh/1000h	A+ energy class	100 lumens/watt
------------------	--------------------	--------------------

## ConstantColor™ CMH Tubular Clear

CMH250/TT/UVC/U/830/E40 TU  
93102159

### Product information




**ConstantColor™ CMH lamps** combine the HPS technology (providing stability, efficiency & uniformity) and the Metal Halide Technology (providing bright white quality light) to produce highly efficient light sources with good colour rendering and consistent colour performance through life. This is achieved by using the ceramic arc tube material from the Lucalox™ lamp, which minimises the chemical changes inside the lamp through life. When combined with the halide doses used in Arcstream™ Metal Halide lamps then the quality and stability of the dose maintains the colour consistency. Hence the name ConstantColor™ CMH.

Metal halide lamps, traditionally made with quartz arc tubes, are prone to colour shift through life and lampto-lamp colour variation. Some of the dose, e.g. sodium, (an important component of metal halide lamps), can migrate through quartz to cause colour shift and loss of light through life. The ceramic arc tube resists this material loss, can be manufactured to tighter tolerances and

withstands a higher temperature to provide a more constant colour.

---

## Application areas

-  Road and tunnel
-  Street and pedestrian
-  Commercial areas

## Product data

Product Code	93102159
Light Center Length [mm]	153.5
Bulb Shape	Tubular
Bulb Finish	Clear
Maximum Overall Length [mm]	251
Net weight per piece [g]	160
Gross weight per piece [g]	198
Operating position	U - Universal
Mercury Content [mg]	29
UV radiance	Exempt
Brand	Tungsräm
Cap/Base	E40

## Performance data

Colour Code	830
Rated Lumens [lm]	25000
Weighted energy consumption [kWh/1000h]	288.2
Nominal efficacy [LpW]	100
Rated efficacy [LpW]	95.4
Energy efficiency class (EEC)	A+
Nominal chromaticity coordinate X	0.43
Nominal chromaticity coordinate Y	0.38
Nominal correlated colour temperature (CCT) [K]	3600
Nominal lumens [lm]	25000
Colour Rendering Index (CRI) [Ra]	80

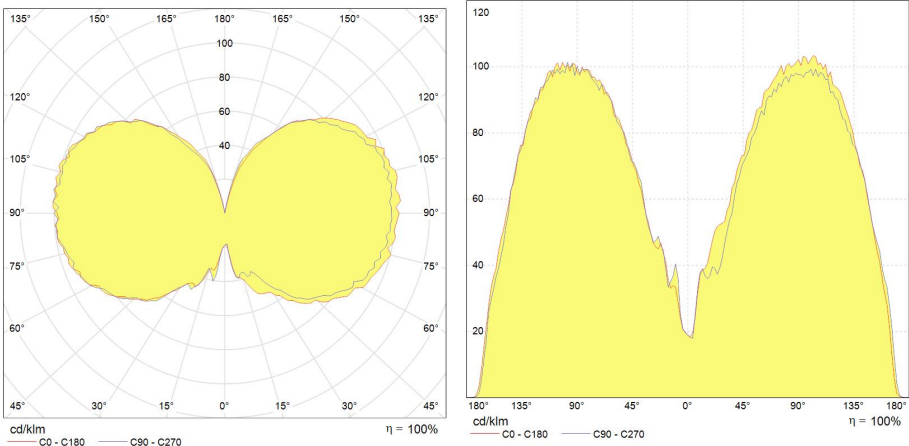
## Electrical data

Rated power [W]	262.0
Lamp Current [A]	2.7
Design Ambient Temperature [°C]	25
Run-up time (sec)	300
Hot restart time (sec)	900
Ballast Required	Yes
Nominal power [W]	250
Nominal lamp voltage [V]	110

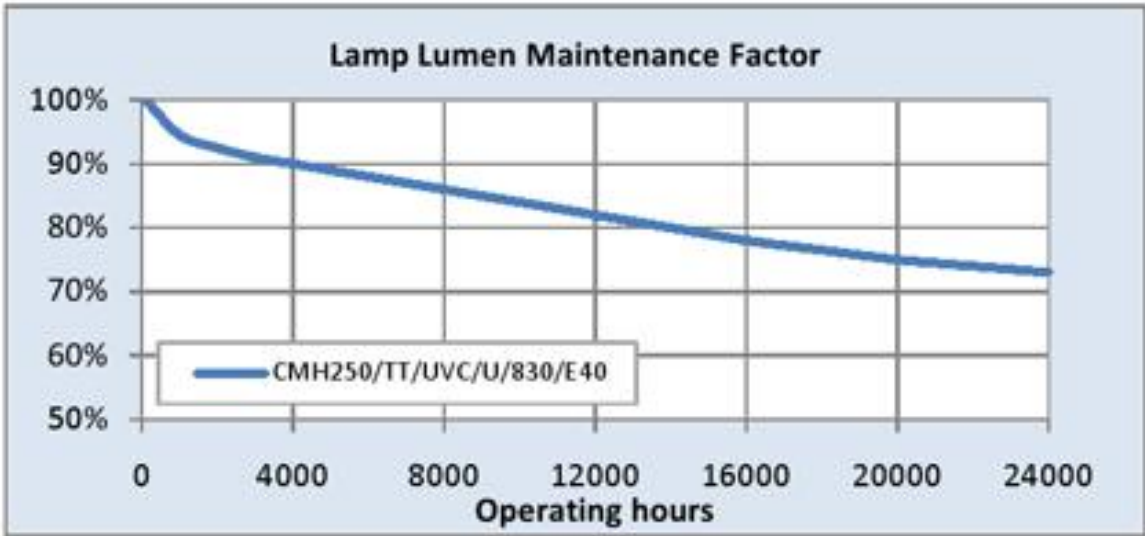
## Logistic data

DUN Code	15994100016851
EAN Code	5994100016854
Pack Quantity	12
Inner pack type	BOX
Outer pack type	OUTER BOX
Layer quantity	288 EUR, 372 UK
Layer quantity EUR	288
Layer quantity UK	372
Pallet quantity EUR (PC)	864
Pallet quantity UK (PC)	1116
Outer case size	215 x 162 x 349 (mm)
Product status	Available

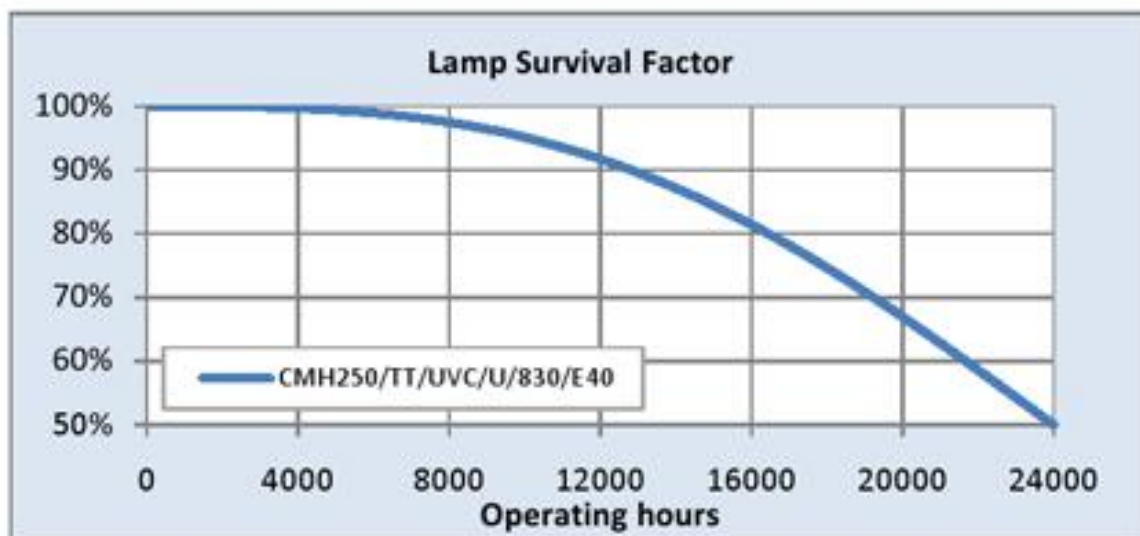
Light distribution



Lumen maintenance data



## Survival data



## Downloads & Links

[Go to the catalog site \(HTTP\)](#)

[Photometry \(IES\)](#)

[Product datasheet \(PDF\)](#)

[High-res images / Technical drawings \(HTTP\)](#)